

IFRS" HOMLI
KONFERENCIYA

CONFERENCE "GLOBAL AND NATIONAL ECONOMIC

TRENDS"

2nd FORUM OF
DEVELOPMENT
STRATEGY:
GLOBAL AND
NATIONAL
ECONOMIC
TRENDS



TASHKENT STATE
UNIVERSITY OF ECONOMICS

ЙУНАЛИШ: ГЛОБАЛ
ИҚТИСОДИЁТНИ
РИВОЖЛАНТИРИШНИНГ
ТЕНДЕНЦИЯЛАРИ ВА
ИСТИҚБОЛЛИ ЙУНАЛИШЛАРИ
"Глобал ва миллий
иқтисодий трендлари"

CONFERENCE

19-20
OCTOBER

ФОРУМ

PARALLEL CONFERENCES

"NEW2AN, ICFNDS
AND ICDSIS"

2nd FORUM OF
DEVELOPMENT
STRATEGY:
GLOBAL AND
NATIONAL
ECONOMIC
TRENDS

NEW2AN, ICFNDS AND ICDSIS"

CONFERENCE
"IFRS"

GLOBAL
ECONOMIC
TRENDS

2nd FORUM OF
DEVELOPMENT
STRATEGY:
GLOBAL AND
NATIONAL

"IFRS"

HOMLI
KONFERENCIYA

МЛМ
ИЛМ

2nd FORUM
DEVELOPMENT
STRATEGY:

MEHNAT IQTISODIYOTI VA INSON KAPITALI 2023

ILMIY ELEKTRON JURNAL MAXSUS SON

ФОРУМ

19-20 OCTOBER

PARALLEL CONFERENCES

"NEW2AN, ICFNDS

AND ICDSIS"

РАҚАМЛИ ИҚТИСО
АХБОРОТ ТЕХНОЛ
ВА ТАЪЛИМНИНГ
ИСТИҚБОЛЛИ ЙУН
"NEW2AN, ICFNDS,
номли параллель
конференциялар

- Macroeconomic Stability
- Social Welfare
- Human Capital
- Decent Employment
- World Economy
- Gender Equality
- Industry 4.0
- Sustainable Agriculture

innovation
education



MEHNAT IQTISODIYOTI VA INSON KAPITALI

<https://laboreconomics.uz>



MEHNAT IQTISODIYOTI VA INSON KAPITALI 2023-yil Maxsus son

ЭКОНОМИКА ТРУДА И ЧЕЛОВЕЧЕСКИЙ КАПИТАЛ

LABOR ECONOMICS AND HUMAN CAPITAL

laboreconomics.uz

“**Mehnat iqtisodiyoti va inson kapitali**” ilmiy elektron jurnali O‘zbekiston Respublikasi Oliy ta’lim, fan va innovatsiyalar vazirligi huzuridagi Oliy attestatsiya komissiyasi (OAK) rayosatining 2023-yil 3-iyundagi 328/3-sonli qarori bilan ro‘yxatga olingan.
Muassis: “Mehnat iqtisodiyoti va inson kapitali” ilmiy maktabi.

Tahririyat manzili:

100066, Toshkent shahri, Islom Karimov ko‘chasi, 49-uy.

Elektron manzil: ilmiymaktab@gmail.com

Jurnal web-sayti: www.laboreconomics.uz

Bog‘lanish uchun telefonlar:

+998 (99) 881-86-98.

TOSHKENT-2023

EDITORIAL BOARD | TAHRIRIYAT KENGASHI

Tahririyat Kengashi raisi: (Chairman of the Editorial Board)

Abdurahmanov Qalandar Xodjayeovich, O‘zFA akademigi

Tahririyat Kengashi a‘zolari: (Members of the Editorial Board)

Toshqulov Abduqodir Hamidovich,
i.f.d., prof.

Yusupov Axmadbek Tadjiyevich,
i.f.d., prof.

Sharipov Kongratboy Avezimbetovich,
t.f.d., prof

Raifkov Kudratilla Mirsagatovich,
i.f.d., prof

Xalmuradov Rustam Ibragimovich,
i.f.d., prof

Umurzakov Baxodir Xamidovich,
i.f.d., prof.

Nazarov Sharofiddin Xakimovich,
i.f.d., prof.

Jumayev Nodir Xasiyatovich,
i.f.d, prof.

Abduraxmanova Gulnora Kalandarovna,
i.f.d., prof.

Eshov Mansur Po‘latovich,
i.f.d., prof.

Zokirova Nodira Kalandarovna,
i.f.d.. prof.

Xudoyberdiyev Zayniddin Yavkachevich,
i.f.d., prof.

Muxiddinov Erkin Madorbekovich,
i.f.f.d., (PhD)

Xolmuxammedov Muhsinjon Murodullayev,
i.f.n., dots.

Amirov Lochinbek Fayzullayevich,
i.f.f.d., (PhD), dots.

G‘oyipnazarov Sanjar Baxodirovich,
i.f.f.d., (PhD), dots.

Shakarov Zafar Gafarovich,
i.f.f.d., (PhD)

Jamoatchilik Kengashi a‘zolari:
(Community Council members)

Bred Bodenzauzen (AQSh)

Jon Ankor (Buyuk Britaniya)

Odegov Yuriy Gennadevich
(Rossiya Federasiyasi)

Keynz Miller (AQSh)

Sung Dong Ki (Koreya Respublikasi)

Masato Xivatari (Yaponiya)

Gerxard Feldmayer (Germaniya)

Eko Shri Margianti (Indoneziya)

Ahmed Mohamed Aziz Ismoil (Misr)

Rohana Ngah (Malayziya)

Sharifah Zanniyerah (Malayziya)

Teguh Dartanto (Indoneziya)

Nur Azlinna (Saudiya Arabistoni)

Muhammed Xoliq (Pokiston)

Alisher Dedaxonov (Toshkent)



Mas‘ul muxarrir (Editor-in-Chief):

G‘oyipnazarov Sanjar Baxodirovich

Veb-administrator (Web admin):

Musayev Xurshid Sharifjonovich



MUNDARIJA (CONTENTS)

MEHNAT BOZORI VA MEHNAT MUNOSABATLARI

Q.X. Abdurahmonov S.B. G'oyipnazarov	Сунъий интеллектни жорий этиш натижасида меҳнат бозоридаги ўзгаришлар	6–12
R.I. Nurimbetov A.M. Ismailov	O'zbekiston iqtisodiyoti tarmoqlari rivojlanishi va aholi bandligini manfaatdorlik indeksi asosida baholash	13–21
N.T. Shayusupova S.S. Amirdjanova	Прогнозирование макроэкономических показателей роста экономики и занятости населения республики	22–29
I.A. Bakiyeva	Тошкент вилоятида ишсизларни замонавий касб-ҳунарга ўқитишни самарали ташкил этиш йўллари	30–34
S.I. Sotnikova	Наемный труд: институциональные эффекты неравновесной экономики .	35–41
A.S. Usmanov M.A. Bahridinova	Qashqadaryo viloyatida bandlikning tarmoq tuzilishidagi o'zgarishlar va uning aholi turmush farovonligiga ta'siri	42–48
X.F. To'xtayeva	Туристик хизматлар бозорида бандликни тартибга солиш ва бошқариш бўйича илғор хорижий тажрибалар	49–56
B.Z. Ganiyev	O'zbekiston hududlarida bandlikning iqtisodiy o'sishga nisbatan elastikligi tahlili	57–61

INSON RESURSLARINI BOSHQARISH

S. Sotnikova N. Sotnikov	Ecology of the employee's career based on the concept of time management .	62–70
A.N. Turayev B.B. Suvonov	Направления развития анализа затрат труда в хозяйствующих субъектах	71–76
B.B.Suvonov	Зарубежный опыт анализа показателей затрат труда в хозяйствующих субъектах	77–82
Z.M. Xasanova	Enhancing economic education and human resources management: a study of innovative approaches in Uzbekistan's higher education institutions	83–91
R.R. Oqmullayev	Инсон ресурсларини бошқариш — олий таълим муассасаларининг глобал рақобатбардошликка эришиш омили	92–102
B.B. Mardonov	Xizmat ko'rsatish sohasida kadrlar salohiyatini baholash	103–108
M.Sh. Xaydarova	Использование искусственного интеллекта в управлении человеческими ресурсами	109–123

INSON KAPITALI

A. Zikriyoyev D. Khojamqulov M. Raimjanova N. Turayev A. Abdullayev	Human capital development in the context of health and safety regulation: policy analysis in construction industry	124–138
A. Zikriyoyev M. Farmonova Ch. Keldiyorova D. Nekboyev O. Murodova	Orientation / induction day as a remedy for human capital investment at higher education	139–150
A.S. Boltayev Y.M. Otaboyev	The impact of health and education expenditure on economic growth in case of Uzbekistan	151–163
O.A. Eshbayev	Strategic integration of emerging technologies in engineering education: a holistic approach to cultivate human capital for the digital economy	164–169

A.O. Jumanov R.A. Omirzakov	Innovative environmental education in higher education: fostering sustainable mindsets for a greener future	170–175
I.Sh. Khadjiyeva	School climate quality and education quality: evidence from 15 worst performing nations at PISA 2018	176–187
M.O. Kurolov	Leveraging digital healthcare marketing strategies to enhance social welfare through human capital development	188–192
M. Numanova F. Khakimov	Priorities for the development of national human capital in the economy	193–198
M.X. Xo‘jayeva	Properties of innovative activity in the education system of Uzbekistan	198–203
H.T. Yaxshiyev	Mehmonxona hamda restorani biznesi faoliyati tushunchasi va mohiyati	204–206
X.B. Nasriddinov	O‘quvchilarning kreativ fikrlashini rivojlantirishda ta‘lim metodlaridan foydalanish	207–210
Sh.Y. Sharobiddinov	Investing in human capital: a comparative analysis of democratic and authoritarian regimes	211–220
Z.M. Xasanova	Comparative analysis of innovative education management strategies for economic education and green development: lessons from foreign countries	221–228
S.R. Xolbayeva	Трансформация системы подготовки кадров в целях повышения эффективности функционирования человеческого капитала в экономической системе	229–238
INSON TARAQQIYOTI		
Sh.U. Jo‘rayeva	Socio-economic significance and analysis of the standard of living of the population	239–244
N.M. Khazratkulova	The impact of inter-budgetary relations on regional growth and the standard of living of the population of the regions (on the example of the republic of Uzbekistan)	245–250
KAMBAG‘ALLIKNI QISQARITRISH		
G.Q. Abduraxmonova M.X. Fayziyeva Sh.Q. Xoliyorova	O‘zbekiston davlat ijtimoiy himoya tizimini mustahkamlashda raqamli rivojlanishning o‘rni	251–261
GENDER TENGLIK		
G.Q. Abruraxmonova N.U. Khalimjonov	Gender inequality in labour market	262–268
MUNOSIB MEHNAT		
Sh.X. Raxmatullayeva	Milliy korxonalarda mehnat samaradorligining muhim ko‘rsatkichlarini baholash tizimini imkoniyatlari	269–275
Z.U. Usmonov	Ko‘zi ojiz shaxslarni ish bilan ta‘minlashning obyektiv zarurligi	276–283
TADBIRKORLIKNI RIVOJLANTIRISH		
L.F. Amirov	Современные тенденции развития аграрного сектора Республики Узбекистан	284–293
I. Khotamov A. Kasimov Y. Najmiddinov G. Yuldashev	The current importance of alternative energy and renewable energy in Uzbekistan	294–317
Z.T. Abdurakhmanova	Factors affecting sustainable agriculture and food production in Uzbekistan	318–328
J.X. Ishanov	Determination of hydraulically acceptable length of drip irrigation pipe	329–334

U.Sh. Duskobilov	Influence of monetary policy instruments on macroeconomic stability during the transition to inflation targeting in Uzbekistan	335–342
Sh.D. Ergashkhodjayeva E.Y. Khojiyev	The EU’s generalised system of preferences: impact on foreign trade of domestic products	343–348
O.A. Eshbayev	Exploring synergies: redefining engineering education management for industry 4.0 in the digital economy era	349–354
H.B. Haydarov	O‘zbekistonda makroiqtisodiy barqarorlikni ta’minlashda xorijiy investitsiyalarning tutgan o‘rni	355–361
M.R. Khidirova	Improving the efficiency of corporate governance based on the modeling of agricultural machinery enterprises	362–369
B.N. Ishniyazov	Analysis of the activities of innovation of the agricultural sector of our country	370–374
N.N. Ismoilov	Implementing SDGS (sustainable development goals) in small business entities	375–380
N.S. Karimova	O‘zbekistonda klasterlar faoliyatini tashkil etish mexanizmi	381–385
M.R. Khayitova	The essence of green loans in a global unstable environment	386–391
S.B. Maxmudov	Milliy iqtisodiyotda eksport amaliyotiga ta’sir etuvchi omillarni ekonometrik tahlilini baholash	392–401
Y.F. Najmiddinov	Initial efforts to develop green energy and green growth in Uzbekistan	402–407
Ch.G. Nosirova	Developing sustainable pathways for textile product exports: a green strategy approach to enhance social welfare	408–415
N. Khalimjonov P. Allayarov	The gravity trade model for Uzbekistan	416–424
D. Usmonova	Evaluating the role of marketing strategies in fostering the growth of viticulture enterprises for achieving sustainable agricultural development	425–431
МАКРОИҚТИСОДИЙОТ		
A. Valiyeva	Assessing the impact of sustainable agricultural practices on legume market dynamics: a comprehensive marketing research analysis	432–440
V.K. Yarashova	The mutual influence of transport on macroeconomic indicators in Uzbekistan	441–447
M.S. Yusupov G.T. Ismoilova	Oziq-ovqat mahsulotlari ishlab chiqarish zanjirida agrosanoat klasterlarining ahamiyati va rivojlantirish imkoniyatlari	448–459
M.T. Abdurahmanova M.M. Ismailova	Қишлоқ хўжалигида ер ресурсларидан самарали фойдаланишнинг хориж тажрибасини такомиллаштириш	460–465
N.B. Achilova	Сущность и значение национального брендинга стран в условиях глобализации	466–474
J.N. Bayisbayev	Мамлакатимизнинг тадбиркорлик субъектларини ижтимоий фаолиятини қўллаб-қувватлашдаги иштироки	475–481
A. Valiyeva	Оценка роли устойчивых методов ведения сельского хозяйства в повышении конкурентоспособности рынков бобовых: глобальный маркетинговый анализ	482–490
F.R. Bobobekov	Мақроқиқтисодий барқарорлик шароитида факторингга таъсир этувчи омиллар	491–497
D.B. Xajiyev	Даромадларни қайта тақсимлаш жараёнларини тартибга солишнинг фискал воситалари	498–504



DETERMINATION OF HYDRAULICALLY ACCEPTABLE LENGTH OF DRIP IRRIGATION PIPE

Ishanov Javlon Khamidullaevich,

doctoral student of Irrigation and water problems scientific-research institute .

Abstract. Practical studies were carried out to determine the optimal length of the pipe in drip irrigation with and without fertilizer mixture at different slopes and at different pressures. When determining the optimal lengths of irrigation pipes $i=0,0$ at different pressures and slopes: $i=-0,004555$; $-0,00613$; $0,00288$; $0,00235$; $0,00228$ $0,000497$; diameter $d=16$ mm, droppers 50,40,30 sm research was conducted to determine the dependence of the length of the pipe on the pressure and consumption of the water and fertilizer mixture. Based on the results of the research, the results of the research aimed at determining the optimal length of the pipes are presented in this article.

Key words. consumption, pressure, process, drippers, pipe, diameter, slope, fertilizer, mixture.

Introduction:

According to scientific and practical analysis, under the influence of climatic changes observed on our planet, the water shortage, the seriousness of the economy, threatens to create serious problems in the areas related to irrigated agriculture.

In recent years, the problems related to water resources in the republic are becoming serious day by day, and it has a serious negative impact on the formation of river water resources on a regional and global scale. Effective use of existing water resources, use of drip irrigation technology in accelerating the gradual transition from traditional irrigation methods to water-saving technologies is becoming one of the most urgent problems [1].

In order to solve these problems, scientific and practical studies were conducted to determine the hydraulically acceptable length of the drip irrigation technology irrigation pipe.

Problem issue:

The studies to determine the optimal length of the drip irrigation pipe were adapted to the drip irrigation system to measure the pressure in the irrigation system using high-precision digital manometers, field studies were conducted and the results were analyzed. Determining the optimal length of flexible drip irrigation pipes with a diameter of 30, 40, 50 cm with cylindrical and solid flat drippers of 16 mm, depending on the consumption and pressure of movement of the drip irrigation pipe with and without fertilizer mixture in water.

Diameter 16 mm dropper spacing 50 cm. A pressure loss study of a drip irrigation flexible pipe in the horizontal ($i=0.0$) case was carried out on a drip irrigation plot in the IWPSRI area. An irrigation pipe with a length of 193 m was installed in the experimental field, and a special device (its slope is unchanged $i=0$) was formed on the field in a horizontal ($i=0.0$) position according to the research method [2].

Discussion and results:

Analysis of the pressure change process along the length of the irrigation pipeline at the pressures determined based on the average indicators of manometers installed at 193 m of the length of the flexible irrigation pipeline was carried out according to the parameters listed in Table 1.

Table 1

Manufacturer	The location of the graph in the picture and the type of dropper	Dropper spacing, sm	Length and initial distance, m	Manometer pointer at 1.5 m, m. in the water column	Longitudinal pressure loss in 193, m. in the water column
"Agro Drip"	Row 1, cylindrical	50	193; 1,5	21,0389	17,2692

Based on the indicators obtained from the digital manometer in the irrigation pipe, the dependence of the pressure loss on the length of the pipe was investigated and their results were graphically analyzed in (Fig. 1).





► Tadbirkorlikni rivojlantirish

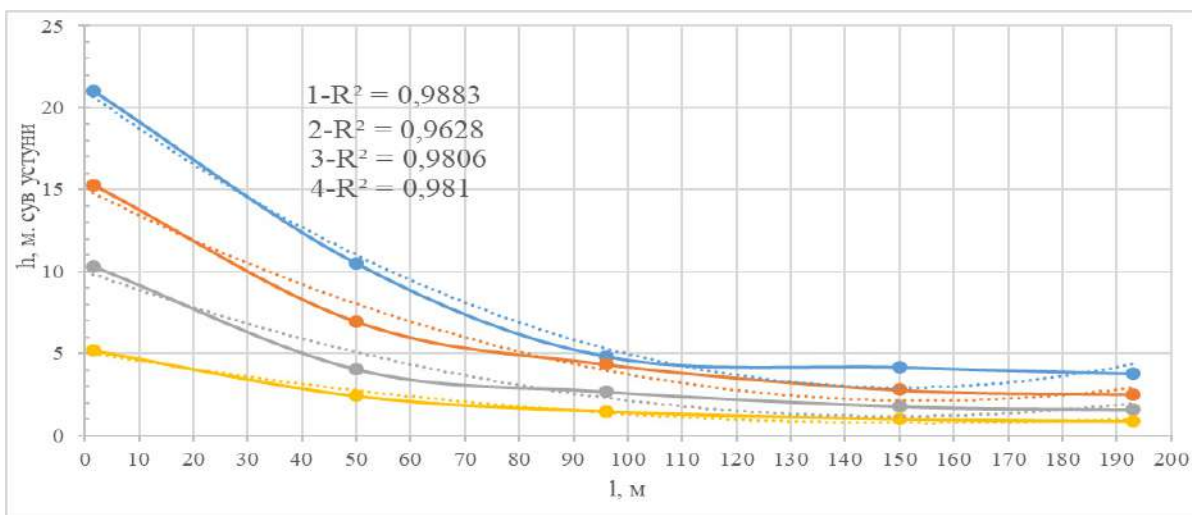


Figure 1. Generalized variation of pressure loss in a flexible drip irrigation pipe.

Based on the analysis of lines 1, 2, 3, 4 of the results of practical research in the graph (Fig. 1), expressions are obtained and their characteristics are as follows:

$$h = 0,0008 \cdot l^2 - 0,2409 \cdot l + 21,055 \quad (1)$$

(1) - the expression made it possible to determine the waste of water pressure (h) according to the length (l) of the drip irrigation pipe.

The length of the flexible drip irrigation pipe is 70 m. in 5 repetitions, practical studies were carried out to determine the optimal length of the irrigation pipe and waste of pressure.

The analysis of the pressure change process along the length of the irrigation pipeline based on the pressures determined on the basis of the average readings of the manometers installed in the initial part of the flexible irrigation pipeline and at 70 m of its length is presented in Table 2.

Table 2

Manufacturer	The location of the graph in the picture and the type of dropper	Dropper spacing, sm	Length and initial distance, m	Manometer pointer m. in the water column	Longitudinal pressure loss in 70, m. in the water column
“Agro Drip”	Row 1, cylindrical	50	70; 1,5	23,2597	3,0686

Based on the pressure readings on the manometer, the waste of pressure in the irrigation pipeline along the generalized length and determination of the optimal length of the pipeline are presented in the graph:

Based on the indicators obtained from the digital manometer in the irrigation pipe, the dependence of the pressure loss on the length of the pipe was investigated and their results were expressed in a graph (Fig. 2).

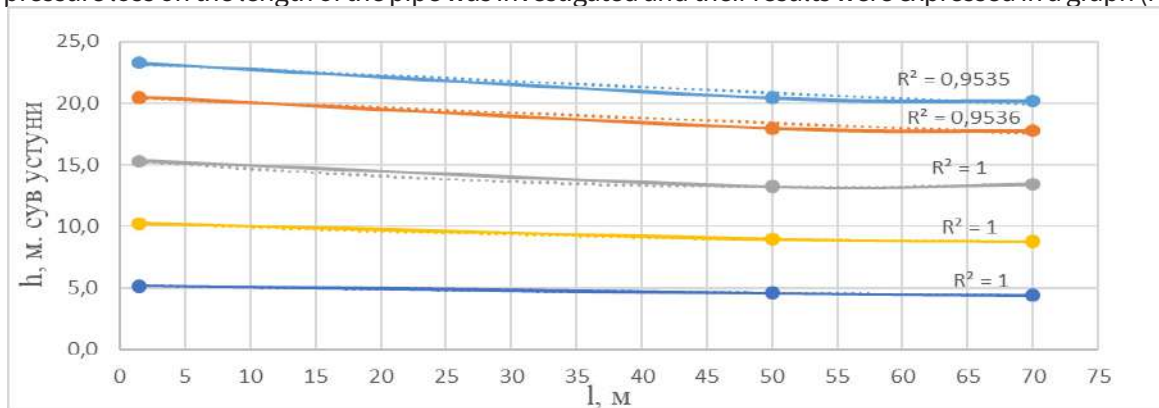


Figure 2. A graph comparing the generalized case of waste at varying



pressures in a drip irrigation flexible pipe.

The expressions for lines 1, 2, 3, 4, 5 of Fig. 2 obtained on the basis of the results of practical research are taken and their characteristics are as follows [3].

$$h = 0,0007 \cdot l^2 - 0,0931 \cdot l + 23,398 \quad (2)$$

Expression (2) makes it possible to determine the waste of water pressure along the length of the drip irrigation pipe.

Table 3

Manufacturer	The location of the graph in the picture and the type of dropper	Dropper spacing, sm	Pipe length and manometer installed distance, m	Manometer pointer m. in the water column	Longitudinal consumption distribution indicator l/ hour
“Agro Drip”	Row 1, solid flat	40	150; 1,5	3,18	1,95
“Netafim”	Row 1, cylindrical	50	150; 1,5	2,23	1,82

Practical studies of water consumption of cylindrical and solid flat drippers in the horizontal (i=0) state of the drip irrigation pipe were conducted based on the parameters listed in Table 3, and the results are graphically analyzed in Figure 3.

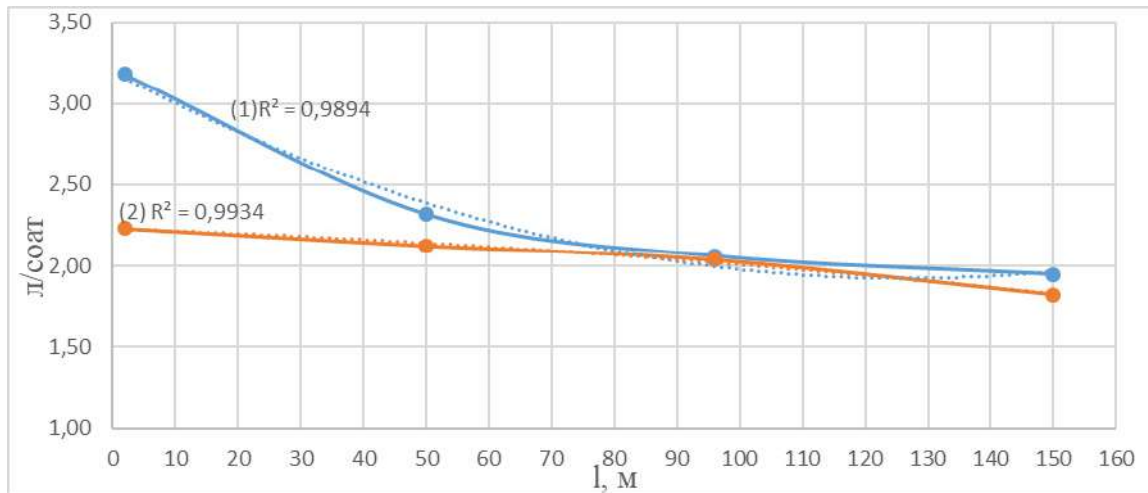


Figure 3. The length of the pipe is 150 m. Water consumption of cylindrical and solid flat drippers in horizontal position (i=0).

A comparison of the results obtained on the water consumption of drippers in 150 m. long horizontal cylindrical and solid flat drip irrigation pipes is presented in the graphs in Figure 3:

Expression (4) was obtained based on the analysis of the results of practical studies, Fig. 3, line 2.

$$q = 9e^{-6} \cdot l^2 - 0,0012 \cdot l + 2,2292 \quad (4)$$

Expression (4) allows determining the change of water consumption along the length of the drip irrigation pipe.

Depending on the slope of the land, the distance between the drippers in the case of no fertilizer mixture and different slopes is 50 cm. pressure variation in an irrigation pipe with a diameter of 16 mm.

Table 4

Manufacturer	The slope of the study and the type of dropper	Pipe diameter and dropper spacing		Length and initial distance, m	Manometer pointer at 0.2 m., in the water column	Pressure loss along the length, m. in the water column
		sm	mm			



► Tadbirkorlikni rivojlantirish

“Agro Drip”	i=-0.00455 cylinder	50	16	193; 0,20	20,8877	17,088
	i= 0.00235 cylinder	50		80; 0,20	23,6818	4,3076

The horizontal drip irrigation pipe of the companies «**Agro Drip**» and «**Netafim**» has a diameter of 16 mm, a length of 150 m with cylindrical and solid flat drippers, the distance between the drippers of the drip irrigation pipe is 50 and 40 cm. done.

The length of the irrigation pipe is 150 m at 1.90 m from the distribution pipe. per 50.0; 96.0; and 150.0; m. distance dropper water consumption measurement was carried out by volumetric method. In this method, the capacity is 1.0 l. a **measuring cup** (beaker) and a stopwatch were used to measure time.

The optimal length of the pipe was determined based on the comparison of consumption indicators in the graph of the results obtained in the graph (Fig. 4).

Depending on the slope of the land, the diameter of the drip irrigation pipes is 16 mm, and the distance between the drippers is 50, 40 and 30 cm. in order to determine the wasted pressure consumption along the length of flexible drip irrigation pipes with cylindrical and rigid flat drippers, the readings obtained from digital manometers at the specified locations of the irrigation pipe were compared:

One of them is $i=-0.00613$ in the position depending on the slope of the land at 150 m, comparing the results obtained in cylindrical and solid flat irrigation pipes (Fig.4).

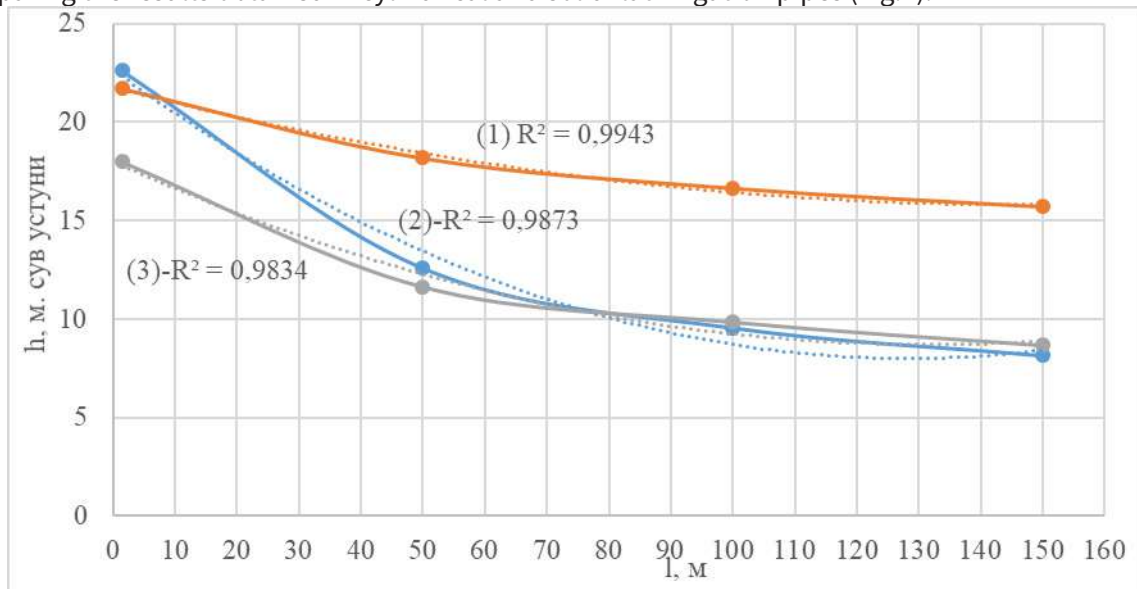


Figure 4. The length of the pipe is 150 m. Analysis of the change of water pressure waste on the length of the irrigation pipe with cylindrical and solid flat drippers in case of slope ($i=-0.00613$).

Expression (6) was obtained based on the analysis of the results of practical studies, line 1 of Figure 4 [7].

$$h = 0,0003 \cdot l^2 - 0,0802 \cdot l + 21,756 \quad (6)$$

It depends on the slope of the land and the distance between the drippers in the case of no fertilizer mixture and different slopes is 50 cm. pressure variation in an irrigation pipe with a diameter of 16 mm.

Table 5

Manufacturer	The slope of the study and the type of dropper	Pipe diameter and dropper spacing		Length and initial distance, m	Manometer pointer at 0.2 m., m. in the water column	Pressure loss along the length, m. in the water column
		CM	MM			



"Agro Drip"	i=-0.00455 cylinder	50	16	193; 0,20	20,8877	17,088
	i= 0,00235 cylinder	50		80; 0,20	23,6818	4,3076

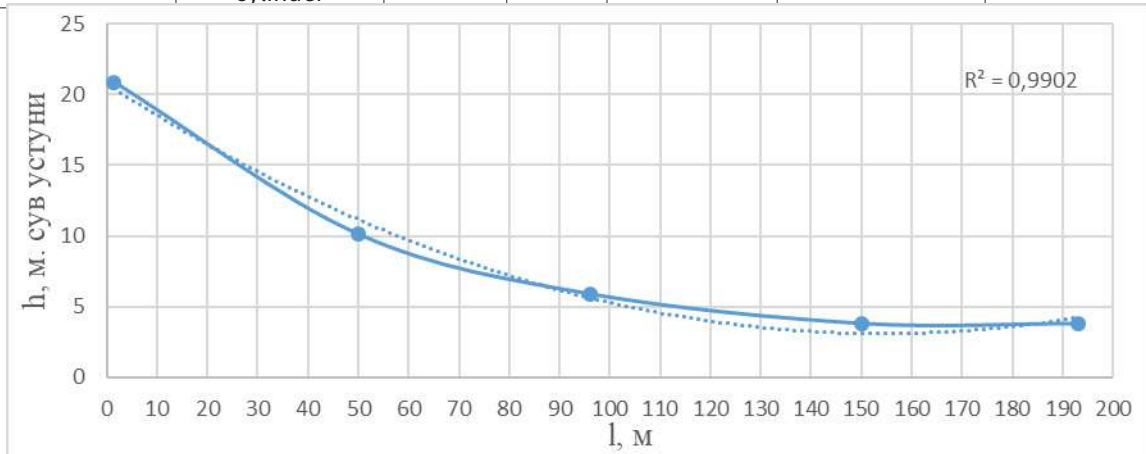


Figure 5. Variation of wasted pressure consumption along the length of the irrigation pipe (when $i=-0.00455$) in the case of no fertilizer mixture

Based on the analysis of the results of practical studies, the expression (7) was obtained on the basis of Figure 5 (graph).

$$h = 0,0007 \cdot l^2 - 0,2292 \cdot l + 20,766 \quad (7)$$

Expression (7) allows to determine the waste of water pressure along the length of the drip irrigation pipe.

Depending on the slope of the land and the addition of fertilizer mixture, the distance between the drippers is 50 cm. the length of the flexible drip irrigation pipe with a diameter of 16 mm is 193, 100, 80 m. the results of the research.

Table 5

Manufacturer	The slope of the study and the type of dropper	Pipe diameter and dropper spacing		Length and initial distance, m	Manometer pointer at 0.2 m., m. water u.	Pressure loss along the length, m. water u.
		sm	mm			
"Agro Drip"	i=-0,00455 cylinder	50	16	193; 0,20	20,688	16,9997

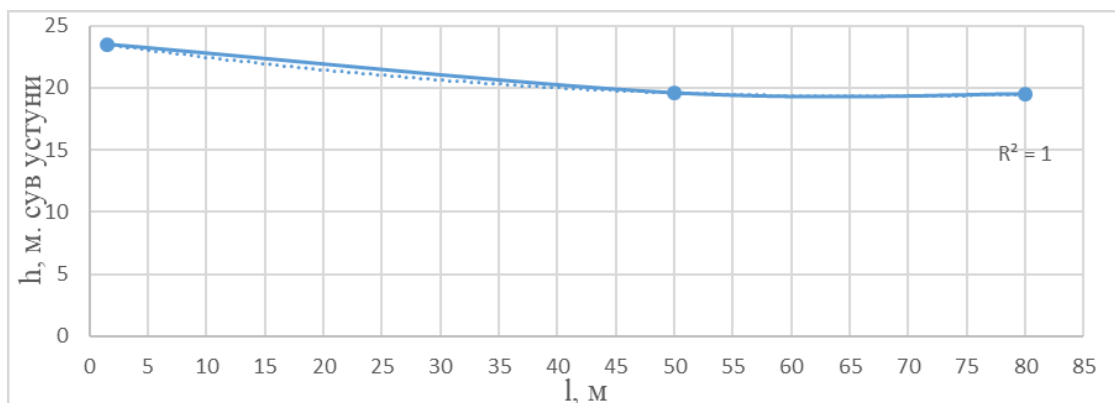


Figure 6. Variation of pressure loss along the length of the irrigation pipe ($l=80$ m) when fertilizer mixture is added, when $i= 0.00235$.

Based on the analysis of the results of practical studies, the expression (8) was obtained on the



► **Tadbirkorlikni rivojlantirish**

basis of Figure 6 (graph).

$$h = 0,001 \cdot l^2 - 0,1675 \cdot l + 23,109 \quad (8)$$

Expressions (10) allow to determine the waste pressure consumption along the length of the pipe during the movement of the fertilizer mixture during drip irrigation.

Conclusion and Suggestions:

Depending on the water pressure and consumption in the pipes of the drip irrigation system, the diameter of the irrigation pipe is 16 mm in 193 m. Scientific studies were conducted when the distance between the drippers was 30, 40, 50 cm. In the course of the research, it was determined that the pressure and consumption were unevenly distributed along the length of the drip irrigation pipe. that the difference between the points should not exceed 10%, based on the analysis of the research results, it is advisable to take into account the length of the drip irrigation pipe to the topography of the place, as well as the waste of pressure, together with the requirements of GOST ISO 9261-2004 in the design of the drip irrigation system.

Optimal lengths of drip irrigation flexible pipes at different slopes were determined.

- In order to reduce liquid and water consumption and pressure drop in drip irrigation systems, it is advisable to use counter irrigation methods on flat land with a slope.

- The distance between “**Agro Drip**” drippers is 50 cm. The maximum length of the drip irrigation pipe is 65-70 m.

- “**Netafim**” firm flat dropper spacing is 40 cm. The maximum length of the drip irrigation pipe is 120 m.

- “**Marv imkon**” LLC 30 cm spacing of solid flat drippers. The maximum length of the drip irrigation pipe is 80 m.

References:

1. Presidential Decree No. PD-144 of the Republic of Uzbekistan dated March 1, 2022 “On measures to further improve the introduction of water-saving technologies in agriculture” Tashkent-2022.
2. J.Kh. Ishanov Results of experiments based on measurement of waste pressure consumption in Ishanov drip irrigation system pipe. International conference on developments in education sciences and HUMANITIES International scientific-online conference 4nd part, 85-88 pages Part 4 September 2
3. E. Makhmudov, J. Ishanov, hydraulic processes in complex spreading pipes of drip irrigation // “Agro Ilm” журнаli. – Тошкент, 2022. №1. Б. 45-47.
4. J.Kh. Ishanov. Methods of effective use of pond softener in drip irrigation system. Oriental Renaissance: (1) № 7 август Innovative educational, natural and social sciences. 206-209 Tashkent 2021.
5. J.Kh. Ishanov. Hydraulic processes in drip irrigation system. problems and solutions. International conference on developments in education sciences and HUMANITIES International scientific-online conference 4nd part, 89-92 pages Part 4 September
6. Ishanov J., Makhmudov E. hydraulic processes in irrigation flexible pipes of drip irrigation system and results of practical studies// science and innovation international scientific journal volume 2 issue 5 may 2023 uif-2022: 8.2 | issn: 2181-3337 | scientists.uz
7. A. Petrov, J. Ishanov, J. Qutlimurodov. Drip irrigation system, main pipe hydraulic calculation // “Agro Ilm”. – Тошкент, 2022. №5. Б. 79-80.





MEHNAT IQTISODIYOTI VA INSON KAPITALI

<https://laboreconomics.uz>

MEHNAT IQTISODIYOTI VA INSON KAPITALI 2023-yil Maxsus son

ЭКОНОМИКА ТРУДА И ЧЕЛОВЕЧЕСКИЙ КАПИТАЛ

LABOR ECONOMICS AND HUMAN CAPITAL

laboreconomics.uz

Muharrirlar:

Yaxshiyev H.T.

Matxo'jayev A.O.

Musahhih:

Kamilova D.J.

Tehnik muharrir:

Mirzayev J.O'.

Litsenziya AI № 2537 08.02.2022 y. Bosishga ruxsat etildi 19.10.2023.
Qog'oz bichimi 60x84 1/8. Shartli bosma tabog'i 31,6. Raqamli bosma.
Adadi 50 nusxa. №16/10-2023 - sonli buyurtma.

“Zarafshon Foto” MCHJning matbaa bo'limida chop etildi.
100164, Toshkent sh., Mirzo Ulug'bek tumani, Shahriobod ko'chasi, 3-uy.

CONFERENCE "GLOBAL AND NATIONAL ECONOMIC TRENDS" 19-20 OCTOBER

1st DIRECTION: TRENDS AND PROSPECTIVE DIRECTIONS OF GLOBAL ECONOMIC DEVELOPMENT.

CONFERENCE "GLOBAL AND NATIONAL ECONOMIC

TRENDS"

19-20 OCTOBER 2023

TASHKENT STATE

UNIVERSITY OF ECONOMICS,

TASHKENT, UZBEKISTAN

FORUM "NEW2AN, ICFENDS and ICDSIS"

CONFERENCE

DEVELOPMENT STRATEGY:

GLOBAL ECONOMIC TRENDS

"IFRS" FORUM

"IFRS" HОМЛИ КОНФЕРЕНЦИЯ

CONFERENCE "GLOBAL AND NATIONAL ECONOMIC

TRENDS"

TASHKENT STATE

UNIVERSITY OF ECONOMICS

ЎНАЛИШ: ГЛОБАЛ ИҚТИСОДИЁТНИ РИВОЖЛАНТИРИШНИНГ ТЕНДЕНЦИЯЛАРИ ВА ИСТИҚБОЛЛИ ЎНАЛИШЛАРИ. "Глобал ва миллий иқтисодиёт трендлари" номли конференция

PARALLEL CONFERENCES

"NEW2AN AND ICDSIS"

AND ICFENDS"



- Conditions for improvement
- Corporate Accounting
- Institutional problems
- Training personnel for the future
- Business environment
- Digital technologies

CONFERENCE

"GLOBAL AND NATIONAL ECONOMIC TRENDS" 19-20 OCTOBER



100066, Toshkent shahri, Islom Karimov ko'chasi, 49-uy.

+998 99 881-86-98

ilmiymaktab@gmail.com

www.laboreconomics.uz

FORUM

- Gender Equality
- Industry 4.0
- Sustainable Agricultural Development

- Digital
- Green
- Environmental
- Alternative
- Artificial